

JSongSheet

- Create
- Edit
- Play

User Guide v1.02

JStudios Solutions ©

Contents

1.	Introduction	3
2.	Home Page	4
3.	Menu Page	5
4.	All Sheets	6
5.	My Sheets	7
6.	Favourites	8
7.	Display Sheet	9
8.	Tools Popup	10
9.	New/Edit Sheet	11
10.	Sets	12
11.	Settings	13
12.	Sharing	14
13.	Contact Us	15

1. Introduction

The Problem

Guitar players and other musicians often need to quickly find chord and lyric sheets for popular songs.

The internet is a huge source of sheets. Most sheets found online are contributed by musicians who have uploaded their own interpretation of what they hear.

The downside of working with these sheets is they are often littered with mistakes.

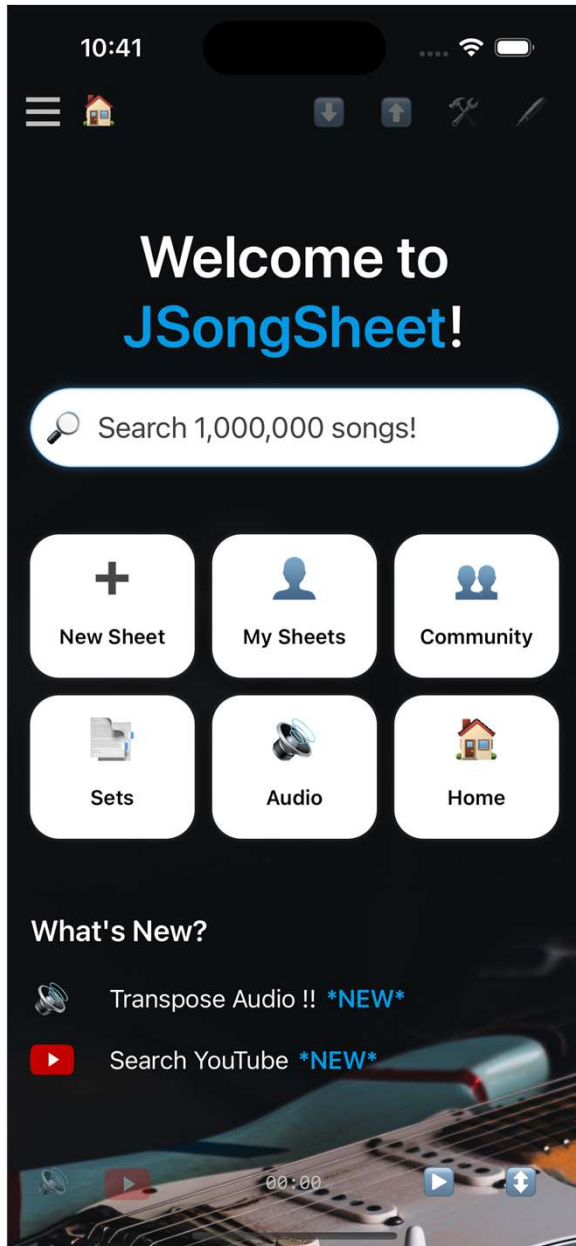
The upside is they can be a very good starting point to get your own sheet up and running, without having to start from scratch.

The Solution

JSongSheet:

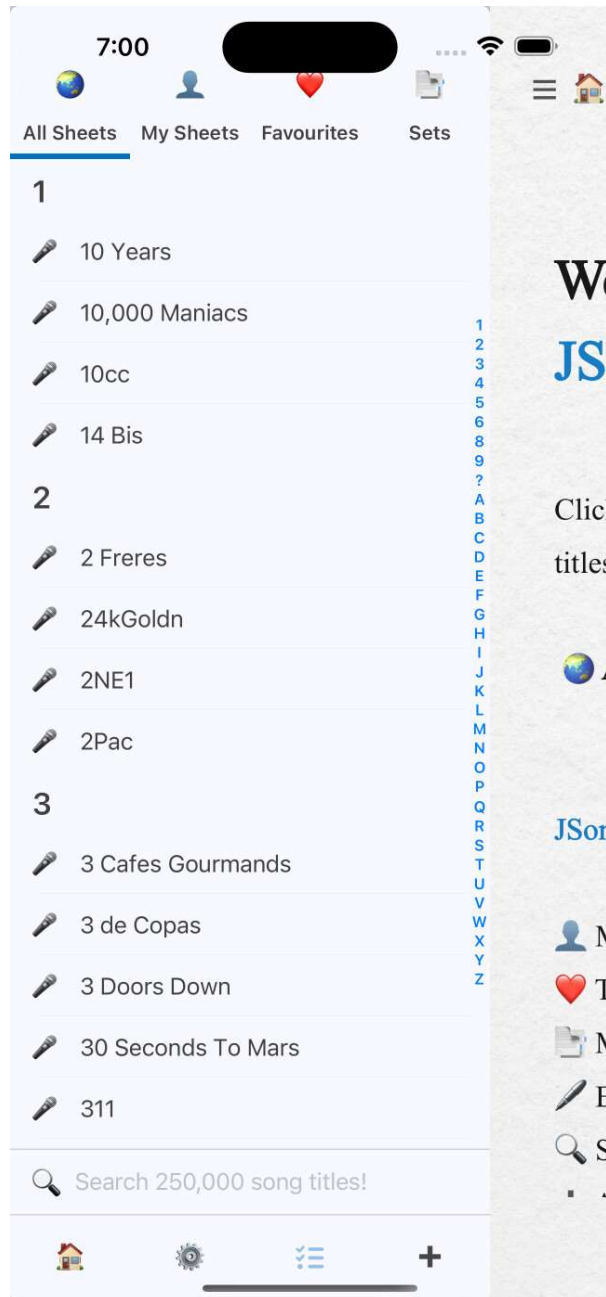
- Allows you to quickly search and find sheets on the internet
- Provides an editor that allows you to modify the sheet according to your own interpretation
- Provides other helpful functions such as:
 - Transpose (change the key of a song)
 - Keep a library of the sheets you have downloaded and edited
 - Organise their sheets into **Sets**, which can display songs in the order a musician might want to use in a performance
 - Auto scroll the sheet when performing
 - Share sheets with bandmates





2. Home Page



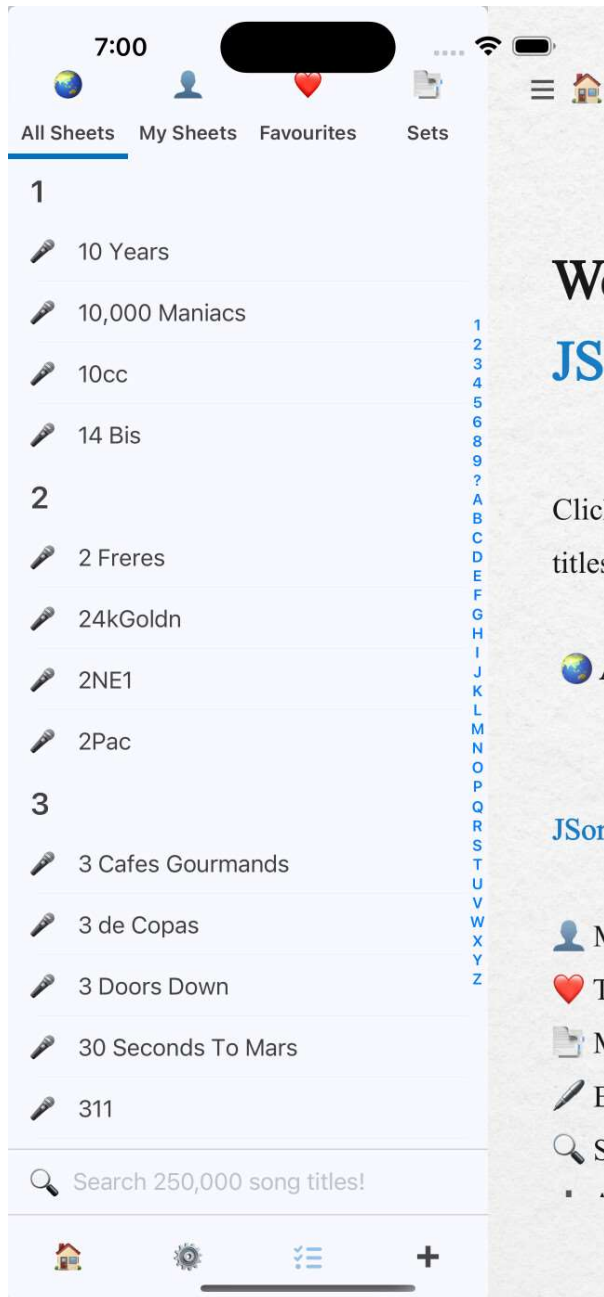
- Screen presented on first launch
- Tells users how to get Started
- Similar to a **Help** screen
 - Summarizes app functionality
 - Shows buttons and icons in the app which represents certain functionality




3. Menu Page

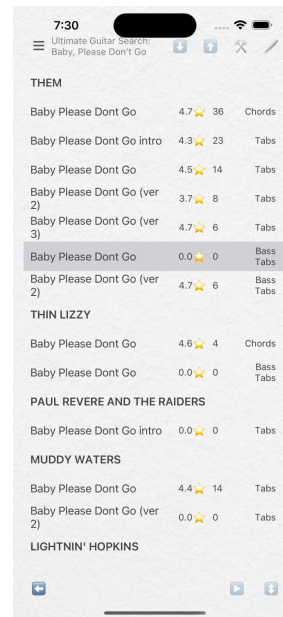


- Click ☰ or swipe from left to open Menu Page
- Shows 4 main sections
-  **All Sheets**
 - List of 20,000 artists and 1,000,000 songs that can be used as search key words to find song sheets online
-  **My Sheets**
 - Sheets downloaded from the internet can be saved into the user's personal library
-  **Favourites**
 - Selected sheets in **My Sheets** can be tagged as Favourites that will appear in this list
-  **Sets**
 - Selected sheets in **My Sheets** can be organised into Sets that can be used for a particular performance. (Sets are often used by musicians who play live performances in, for example, pubs or bars.)

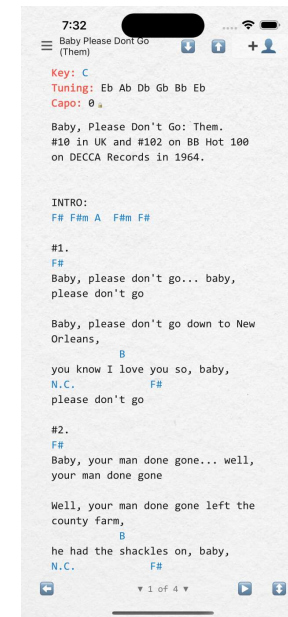
4. All Sheets





- Use the Search box to search over 1,000,000 artists or songs
- Click on an  **Artist** to display their associated  **Songs**
- Click on a  **Song** to search www.ultimate-guitar.com for a sheet

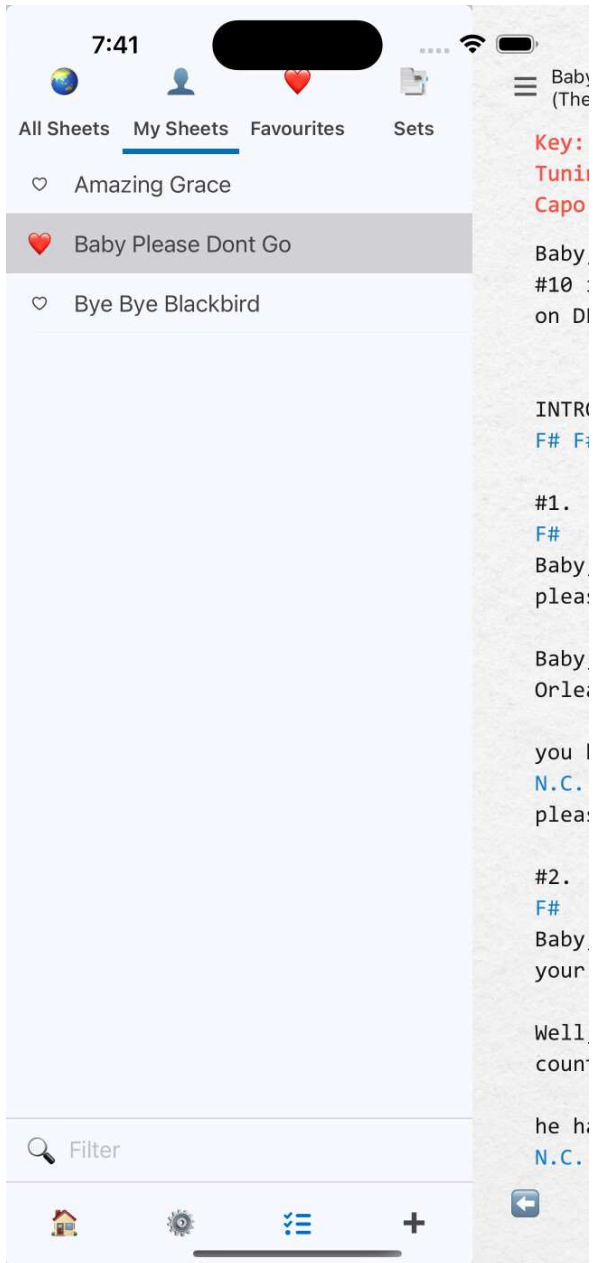






Click on a search result to display a sheet



Click   to add the sheet to **My Sheets**


5. My Sheets



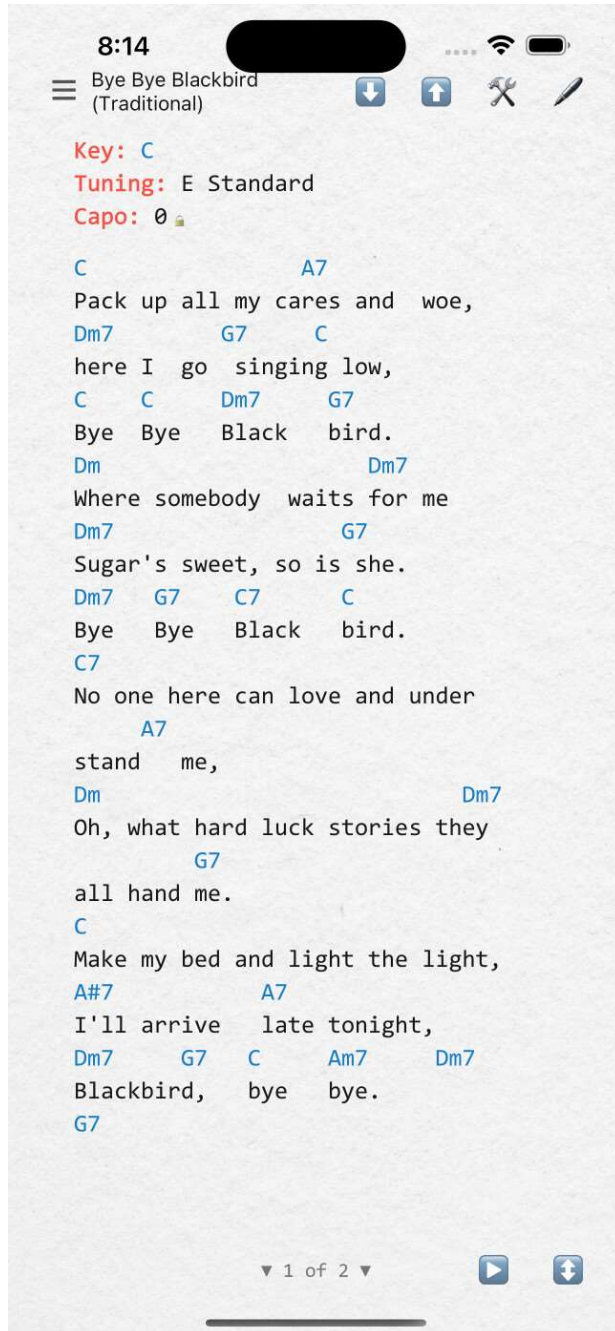
- Click on a  **Sheet** to display it
- Click  to delete or share a sheet
- Click  to add to Favourites
- Type into Filter box to quickly find a sheet
- Click  to add a new sheet







6. Favourites



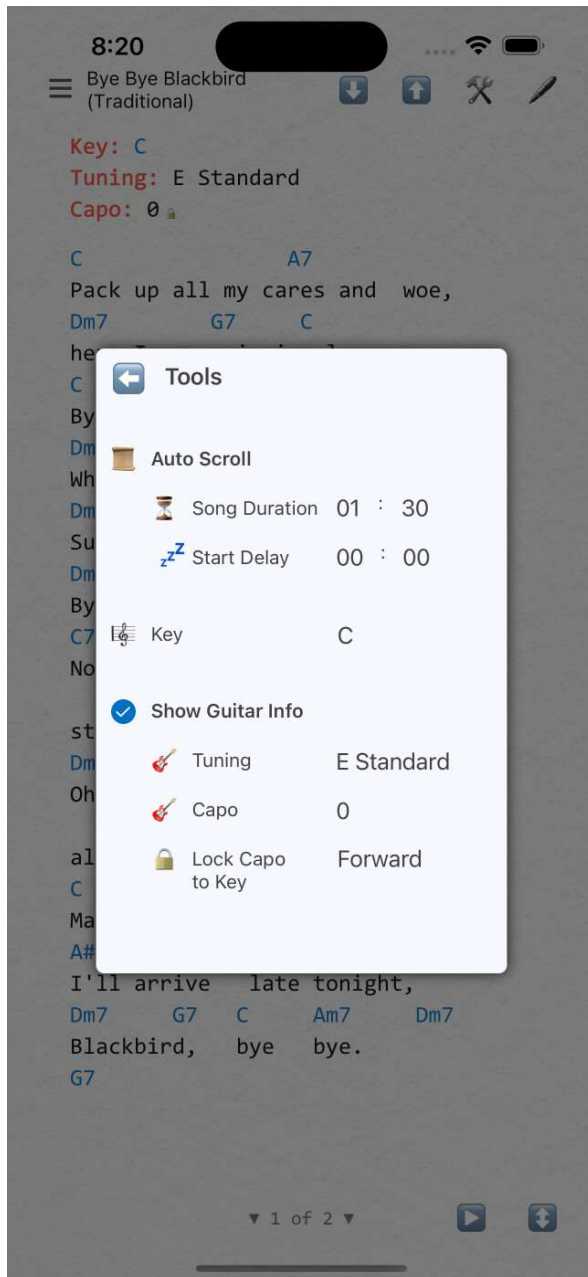
- Click on  to remove from Favourites
- Click on sheet title to display sheet



7. Display Sheet



- Click   to transpose (change key of) the sheet
- Click  to access Tools Popup
- Click  to edit the sheet
- Click  to auto-scroll
- Click  to display in full screen mode

8. Tools Popup

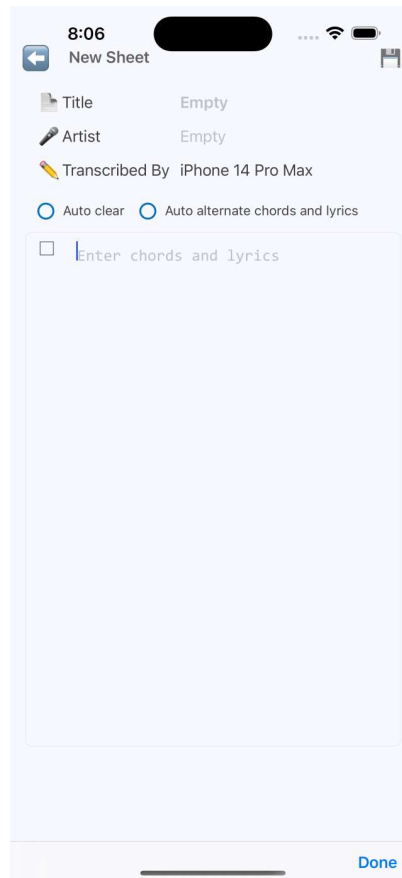




- **Song Duration** indicates **total elapsed time** from when the user clicks  to **auto-scroll**, to when the scroll reaches the end of the sheet. It is *inclusive* of **Start delay** time.
- **Start delay** indicates how long the sheet will remain stationary after pressing , before scrolling will begin
- **Start delay** must always be less than **Song Duration**
- **Capo** is a tool clipped onto a location on the guitar neck which changes a key. The location is represented by a number
- **Lock Capo to Key** indicates whether the Capo will change when the sheet is transposed. It will either move up when changing a key up (forward), or down when changing a key up (reverse)

9. New/Edit Sheet






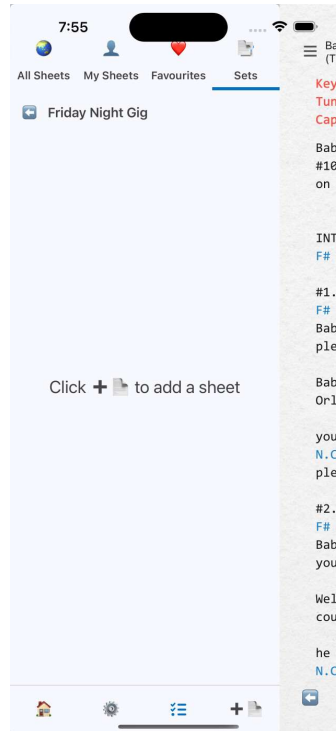
- Click on **+** to add a new sheet. (This is not accessible when the Sets section is displayed)





- Enter song metadata
- Enter chords and lyrics
- Click on checkbox to indicate which lines contain chords
- **Auto clear:** When clicking on a checkbox, this and *all subsequent* checkboxes will be cleared
- **Auto alternate:** When clicking on a checkbox, this checkbox will be toggled and *all subsequent* checkboxes will alternate between on and off. (Note: Empty lines are always considered off)
- Click  to save the sheet
- When entering Chinese characters, clicking on  **Save** will ensure the sheet is identified as Chinese language, and the sheet will display Chinese font accordingly for both Chinese and non-Chinese characters


10. Sets


- Open Menu Page
- Click   to add a new set
- Click  to delete, edit or share sets





Click   to add a **sheet** to the **set**



Click  to delete or reorder sheets

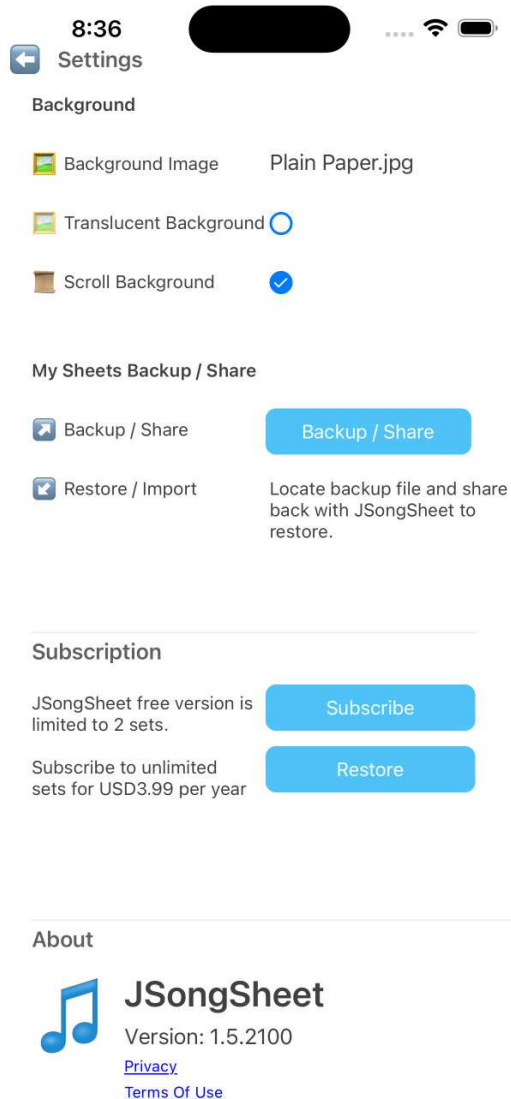
Click  sheet to start the set



After starting the set, click  and  to cycle through set songs

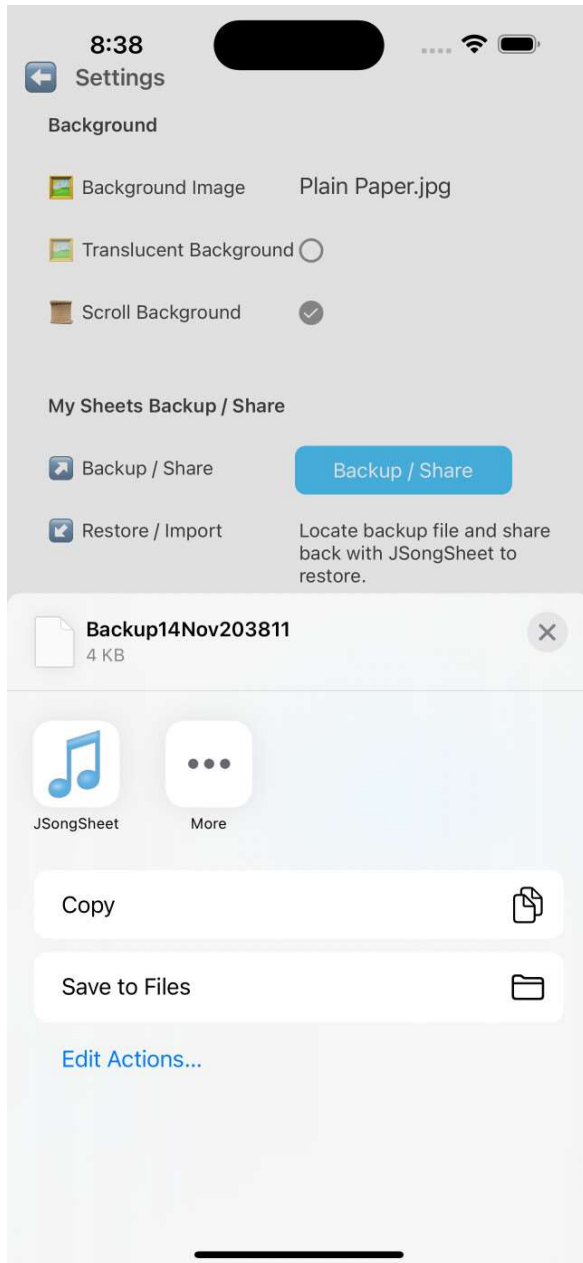
Note: The free version of JSongSheet is limited to 2 sets only. To subscribe to unlimited sets go to **Settings** slide

11. Settings



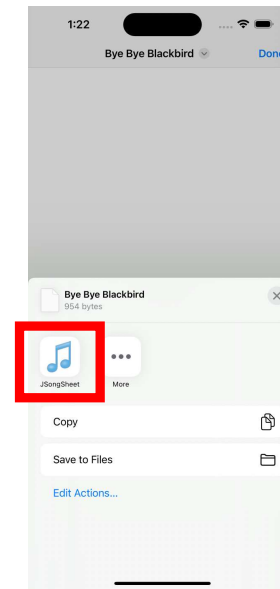
- Set background image, translucency and whether the background image scrolls with the lyrics or not
- Click **Backup / Share** to do a full backup of all:
 - **My Sheets**
 - **Sets**
- Also see **Sharing** slide
- The free version of JSongSheet is limited to 2 sets. Click **Subscribe** to subscribe to unlimited sets. Click **Restore** to restore an existing subscription on a new phone

12. Sharing



Items that can be shared are:

- User selected **Sheets**
 - See **My Sheets** slide
- User selected **Sets**
 - See **Sets** slide
- All **My Sheets** and **Sets** (Full backup) in the app
 - See **Settings** slide
- Share files are *.jsx, *.jset and *.jbak for sheets, sets and full backup respectively
- Share files can be shared with WhatsApp, email, file manager, iPhone notes, or any similar app



- To receive a shared file, locate the file and share with JSongSheet.

13. Contact Us

- To contact us, or for latest updates and information, visit:
 - <https://jsongsheet.com>

Thank you for using
JSongSheet!